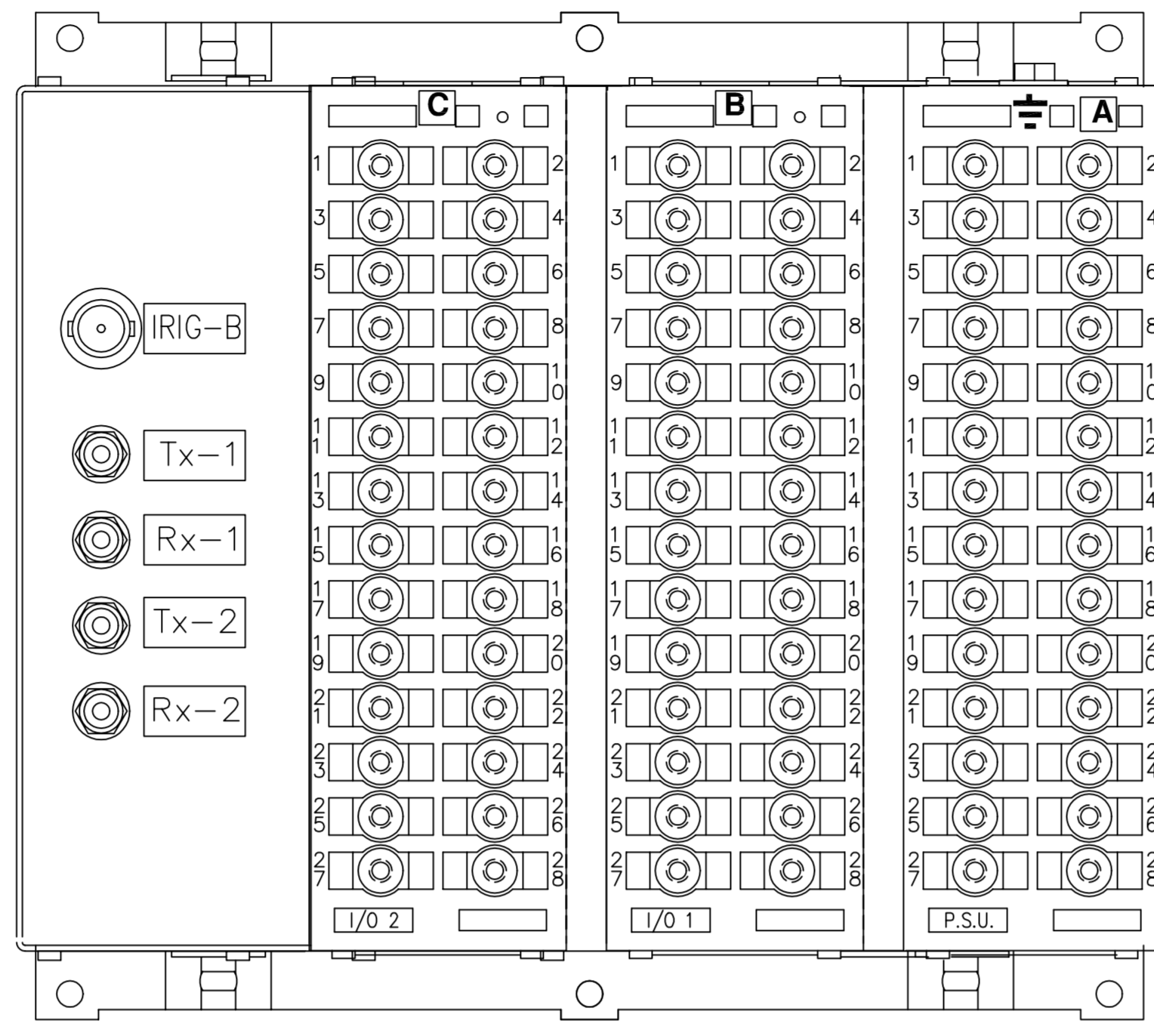
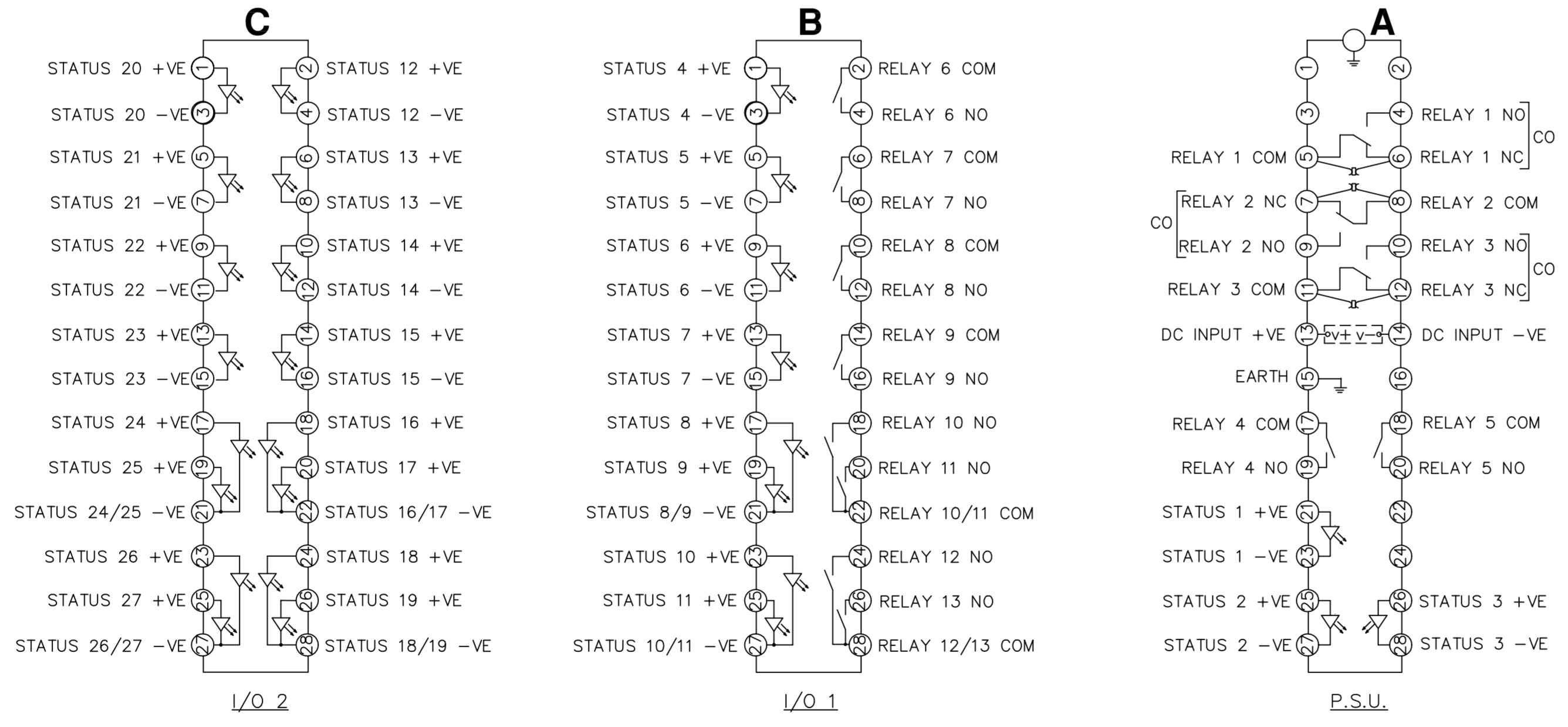
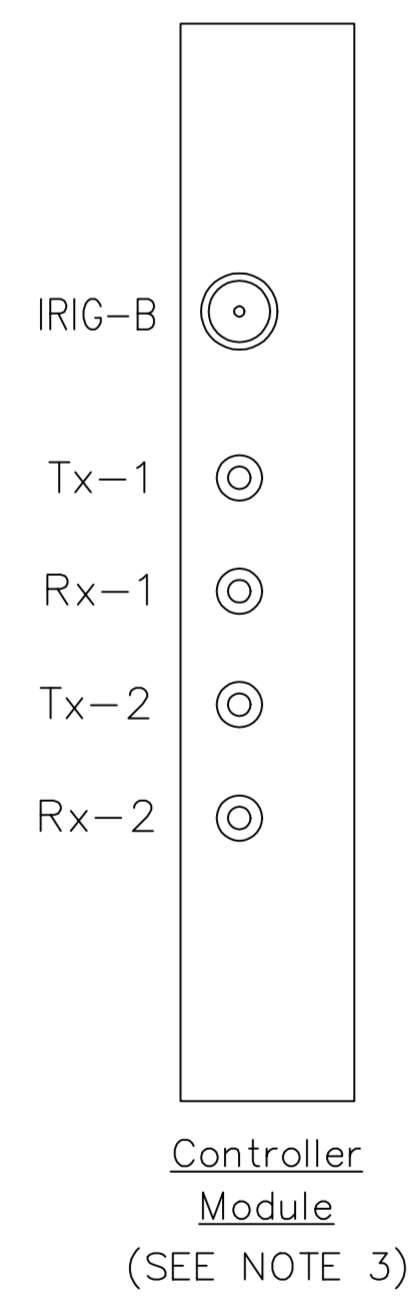


IF IN DOUBT ASK
DO NOT SCALE

NOTES
 1 TERMINALS RECOMMENDED ARE PRE INSULATED & MUST BE CRIMPED USING APPROVED TOOLING. AMP PIDG OR PLASTI GRIP FUNNEL ENTRY (RING TONGUE) FOR M4 FIXING STUD.
 SUPPLIER AMP CABLE SIZE
 AMP 342103 0.25-1.6 SQ MM
 AMP 342143 1.0-2.6 SQ MM.
 OR ANY OTHER MANUFACTURERS EQUIVALENT TERMINAL.
 2 FOR OUTLINE & DRILLING DRG SEE 2995X10008 (A4).
 3 IRIG-B & FIBRE OPTIC CONNECTORS MUST BE DISCONNECTED & FIXING NUTS REMOVED BEFORE WITHDRAWING CONTROLLER MODULE.



RELAY VIEWED FROM REAR



MODULE LABEL KEY	
ANALOGUE MODULE	NOT FITED
INPUT/OUTPUT MODULE	I/O 1 etc
P.S.U. & BASIC I/O MODULE	P.S.U.

ABBREVIATIONS	
CT-CURRENT INPUTS	
VT-VOLTAGE INPUTS	
SI-STATUS INPUTS	
CO-CHANGE OVER OUTPUT CONTACTS	
NO-NORMALLY OPEN OUTPUT CONTACTS	
NC-NORMALLY CLOSED OUTPUT CONTACTS	

MATERIAL:
 Dimensions in millimetres : Surface texture in micrometres.
 Machine where marked ✓
 For explanation of dimensions, tolerances, notes etc. see B.S.308.
 Limit on untoleranced unmachined dimensions ±
 Limits on untoleranced machined dimensions to B.S.4500;
 i.e. up to 6±0.1; over 30 to 120±0.3; over 315±0.8;
 over 6 to 30±0.2; over 120 to 315±0.5;
 General unmachined angular tolerance ±

Finish:	Title: TERM IDENT & WIRING DIAGRAM FOR TAU A/R RELAY (27SI,3-CO,10-NO) E8 CASE	First used on:
Treatment:	VATECH REYROLLE AUTOMATION, CONTROL & PROTECTION	Original Scale: NTS
DATE 24/07/02		Supersedes: 2715W11003
DRAWN M. GREEN CHECKED APPROVED R.D. WATSON		Dr. No. 2715W11003
DATE 24/07/02 IE OPS PCP Purch.Spec. TQ		EAC CE STD A1

NOT SUBJECT TO UPDATE
ONCE COPIED / PRINTED
OR DOWNLOADED

4	RDW	13/09/03	MNS13/2440	MM
3	27/8/02	MNS13/2370	RDW	
2	05/03/01			MODULE LABEL & POSIN ADDED
1	17/7/00			CHANGE
				NOTED